



# BRINGING FESTIVAL TO YOU



## Festival joining instructions

Limmud Festival begins this week. We are looking forward to you joining us. Please read the details below to make sure you are able to take part in everything on offer at Limmud Festival this year.

### Joining the event

All Limmud Festival sessions will take place on Zoom, which you can access directly through [our online programme](#). We are also using an online social platform called Slack, to enhance our participant experience with group chats and discussions.

All the information you need to access our programme and to join Slack are in this document. We are aware this is a long document but please ensure you read the information clearly below. We can't wait to welcome you to Limmud Festival 2020!

### The Programme

**All sessions for Limmud Festival 2020 are happening on Zoom, the free video conferencing application.** In order to access sessions, please download and install Zoom on the device(s) you will be using. To install Zoom, visit: <https://zoom.us/download>.

If you already have Zoom installed, please make sure that you have the most recent version, as some features may not be available on older versions. To update Zoom on your computer, click on your profile picture in the top right corner and press "check for updates".

Once Limmud Festival 2020 has begun, you will be able to [access the session rooms via the online programme on the Limmud website](#), or by following links posted in the "General" Slack channel (more information below).

**No need to pre-book your sessions:** all Zoom session rooms will open 10 minutes before they are due to start and you will be held in a virtual waiting room. You do not need to pre-book or reserve your place in a session. All sessions are based on first come first serve, but with our high capacity rooms there should be enough space for everyone to go to their first choice.

## Your Password

To enter sessions on Zoom, you will need a password. The password gives you access to all sessions taking place that day. **Please do not share the password.**

At around 8am GMT on each day of your Festival booking, you will receive an email with your password for that day. If you are booked for Shabbat, you will receive this password on Friday before Shabbat starts in the UK.

## To access sessions using Zoom:

Go to the online programme at this link: <https://events.limmud.org/limmud-festival-2020/programme/overview/>

**Under the Programme heading, please select the current timeslot** (all sessions are taking place live, so you won't be able to watch them outside their timeslot, although we hope to make some recordings available after Festival.)

**Once you're in an hourly time slot, just click on the "Join Session" button to take you to the session.** It will automatically open Zoom on your computer and you'll be prompted for your daily password.

You will receive your daily password (which is the same for all sessions taking place that day) each morning of Festival before sessions start, except for Friday and Saturday evening which will be sent on Friday and will not expire until Sunday morning. Use this to enter all the Zoom sessions, but do not share it with anybody else.

Remember the password changes daily. You will be sent a different password each day (the Shabbat password is valid for both Friday and Saturday evening). Please make sure you have the correct password on hand to access that day's sessions.

Example:



events.limmud.org/limmud-festival-2020/programme/timeslot/friday-1300/1066/

# Limmud Festival 2020 – Friday 13:00

  **Serach bat Asher: The immortal woman** ☆

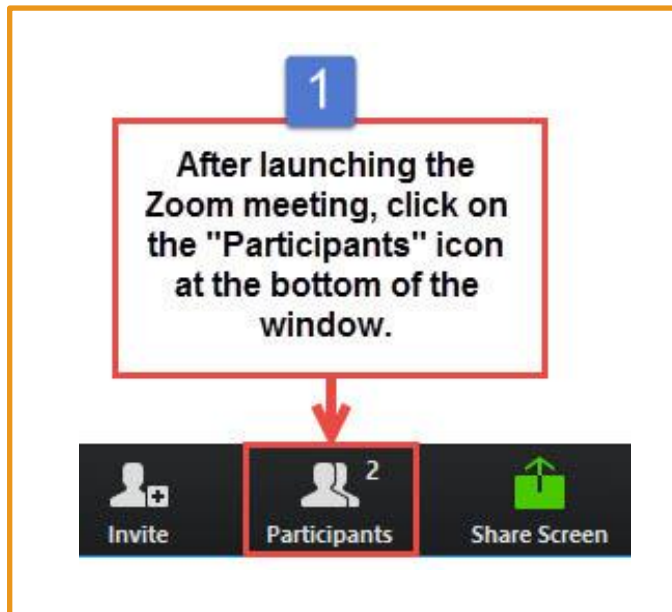
Eryn London

[Join Session](#) ← Click here to join

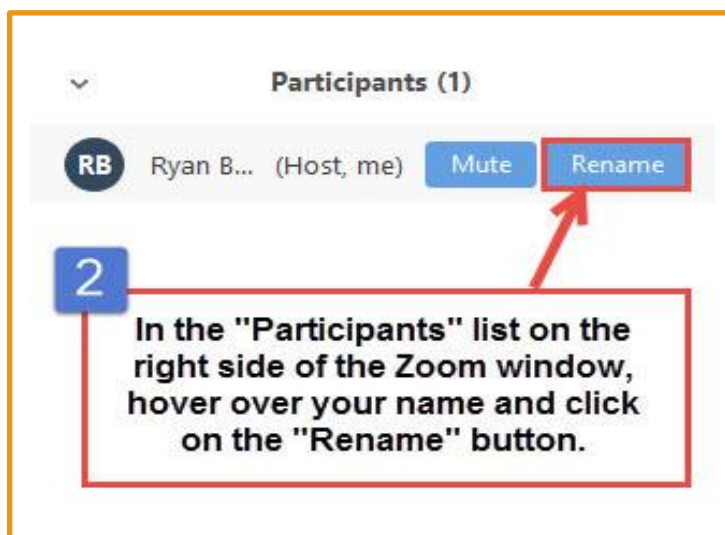
It is taught that Serach bat Asher never died. She is only mentioned twice in the chumash (once in Parshat Vayigash), but she is a character that comes up in many stories throughout the ages. We will look at who she is and what might her role be within Jewish history.

Once you've entered your password, you'll be placed in a waiting room and let into the main room when the session is ready to begin, just before the hour.

For all sessions, **please ensure your camera is on and your display name is correct. Please add your city location to your name.** To do this go to the bottom corner of the screen, which you can do on the 'Participants' button at the bottom of the Zoom window.



Hover your mouse over your name in the '**Participants**' list on the right side of the zoom window and click on '**Rename**':



Then just **enter your full name and – location** and click on '**ok**':



### During the session:

**All participants will be muted during the session** to ensure the presenter can be heard. If you'd like to ask a question you can send it directly to the moderator using the **'Chat'** function which can be found at the bottom of the screen. Please do not use the 'raise hand' function.

**The moderator will select a number of participants to ask a question.** If you are called upon, the moderator will 'unmute' you, invite you to ask your question and then 'mute' you again at the end. This will all be explained at the start of the session.

At the end of the session, please either navigate to Slack (details below) to continue any discussions and explore other activities and conversations, or [head back to the programme](#) to find out which sessions are happening next.

## Continue your conversations on Slack

In addition to the sessions being run via Zoom, Limmud Festival 2020 will feature a separate application called *Slack*, where conversations can continue outside of sessions.

If you wish to participate in the various chats and discussions, you will need to set up a free account on Slack (full details are below).

### Why use Slack?

This social platform is an opportunity to continue discussions with other participants about the session you have been to or the ones you plan to attend. It's a way to meet new participants or connect with old friends, from the comfort and safety of your home.

You will also be able to access sessions through Slack, as the details for joining these will be posted into the "General" channel on the site, along with a link to the relevant Zoom room.

## What if I don't want to use Slack?

Using slack is optional. If you would prefer not to use it, and instead access the sessions only, you do not need to set up a Slack account, and you can continue to experience the full Limmud programme through Zoom.

## How to sign up to Slack

On Friday, before Limmud Festival starts at midday GMT, you will receive a personalised email directly from Slack with instructions to create your account.

This email will be from *Slack* <[feedback@slack.com](mailto:feedback@slack.com)> and will tell you that either Ben Combe or Daniel Vaughan has invited you to use Slack. Ben and Daniel are volunteers on the Festival organising team.

Ben Combe has invited you to work with them in Slack Inbox x


Slack <feedback@slack.com>  
to me ▾

Mon, 14 Dec, 21:20 (21 hours ago) ·

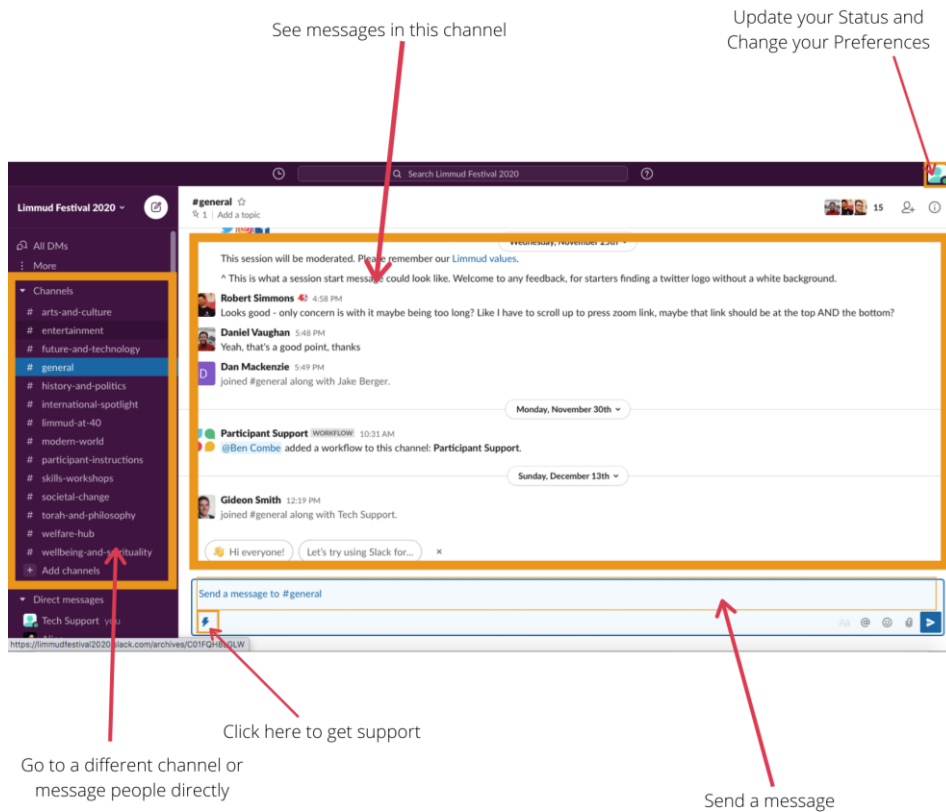


### Join your team on Slack

**Ben Combe** ([bencombe@limmudfestival.co.uk](mailto:bencombe@limmudfestival.co.uk)) has invited you to use Slack with them, in a workspace called **Limmud Festival 2020**.



Click "Join Now" button in the email and create an account, and you will be taken to this page:




From here you can join in various conversations and join sessions via links posted at the start of each session.

This space is intended to allow you to have conversations about sessions or anything else relevant to Limmud Festival 2020. We ask that you remember [the Limmud values](#) and treat anyone else in attendance with respect. Please remember that these conversations are public, and will be monitored by members of the Limmud Festival team.

## Using Slack during a session

On the Limmud website programme page, you'll see the Slack icon next to each session:

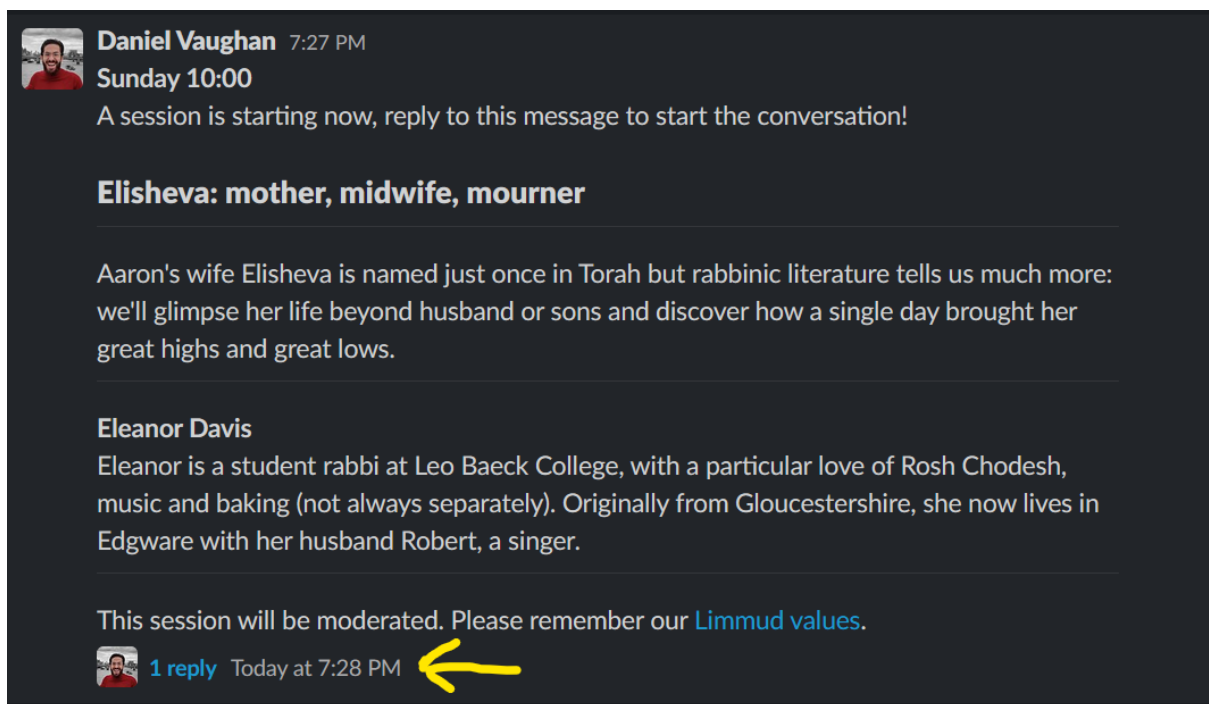
 **Elisheva: mother, midwife, mourner** ☆

Eleanor Davis

Aaron's wife Elisheva is named just once in Torah but rabbinic literature tells us much more: we'll glimpse her life beyond husband or sons and discover how a single day brought her great highs and great lows.

If you click here, you'll be taken to the **topic channel**. In there, you'll see **session threads**. Find the session you're in.

The session block will look something like this:





**Daniel Vaughan** 7:27 PM  
**Sunday 10:00**  
A session is starting now, reply to this message to start the conversation!

**Elisheva: mother, midwife, mourner**

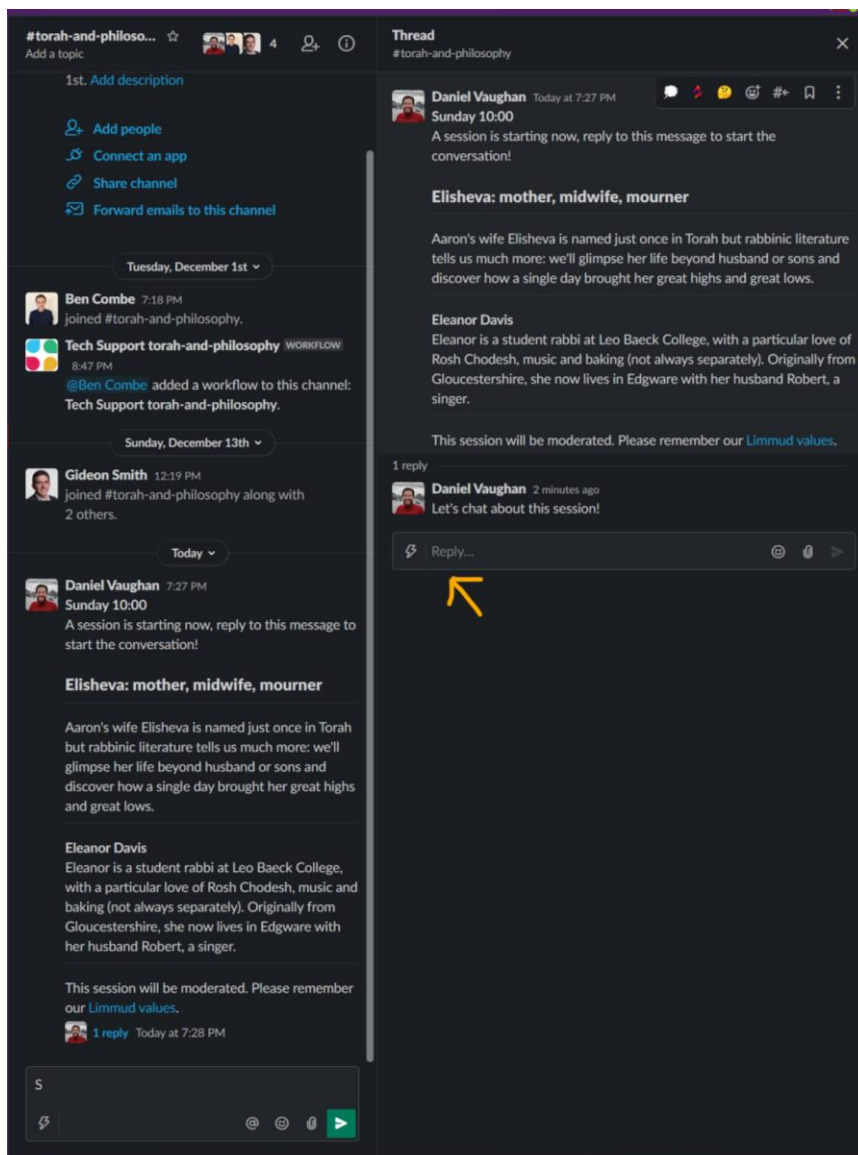
Aaron's wife Elisheva is named just once in Torah but rabbinic literature tells us much more: we'll glimpse her life beyond husband or sons and discover how a single day brought her great highs and great lows.

**Eleanor Davis**  
Eleanor is a student rabbi at Leo Baeck College, with a particular love of Rosh Chodesh, music and baking (not always separately). Originally from Gloucestershire, she now lives in Edgware with her husband Robert, a singer.

This session will be moderated. Please remember our [Limmud values](#).

 **1 reply** Today at 7:28 PM 

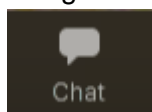
If you click on the lower part of this image (where the yellow arrow is), you will be taken to the session thread on the right-hand side of your screen:



Click on the box on where the orange arrow is and you will be able to reply to the thread, and chat about the session with your fellow participants! We hope that this encourages you to chat, debate and discuss the various sessions, and create a sense of community.

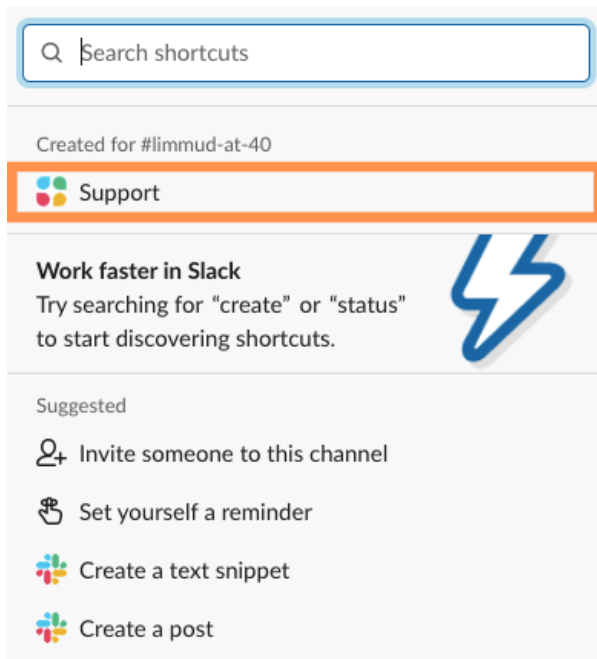
## Requesting support

To ask for technical support for while in Zoom you can message your session moderator using the chat function in Zoom, which you can find at the bottom of the screen.





If you require support outside of a session, contact us either by clicking the lightning bolt in the bottom left of Slack and clicking “support”, or by emailing us at [techsupport@limmudfestival.co.uk](mailto:techsupport@limmudfestival.co.uk).



To ask for technical support, either use the “support” shortcut by clicking the lightning icon below the chat bar in Slack and selecting “support”, or email [techsupprt@limmudfestival.co.uk](mailto:techsupprt@limmudfestival.co.uk) and we’ll get in touch with you as soon as possible.

### **Need more help with understanding Slack?**

Don’t worry, we will be leading tutorial sessions taking place on Zoom on Friday at 12pm and again on Sunday at 10am, which will give you a tour of Slack and a chance to ask any questions you may have. Feel free to join one or other of these. You will be able to watch these sessions back afterwards if you’re not attending Festival until Monday or Tuesday. There will also be a video available from Wednesday evening, 23 December, showing the process of signing up for Slack and getting involved in the conversations that will be taking place there.

## **Contact us**

If you need any technical support please contact [techsupport@limmudfestival.org](mailto:techsupport@limmudfestival.org) and we’ll get back to you as soon as possible. Please be patient as we may be supporting a lot of people. We will do our best to help you, but may not be able to resolve hardware or internet issues – sorry!